

Guided tour to add a St. Paul calendar (iCal) to your calendar

Method 1: using one of our predefined options.

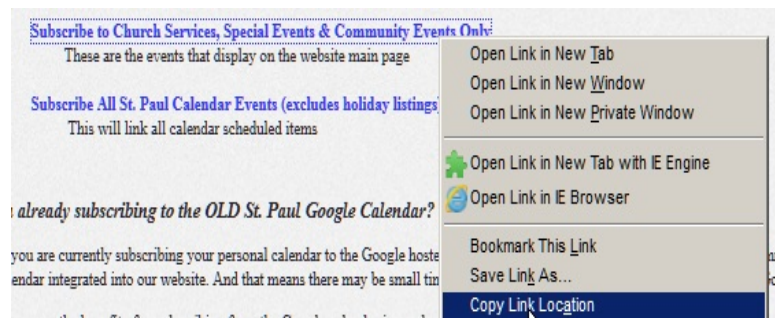
St. Paul's website calendar is iCal compatible and our website contains two predefined subscription URL's.

Your target calendar **MUST** be iCal compatible. Google (and Apple) calendars are iCal compatible.

Website navigation

Home—>Events—>iCal Subscriptions

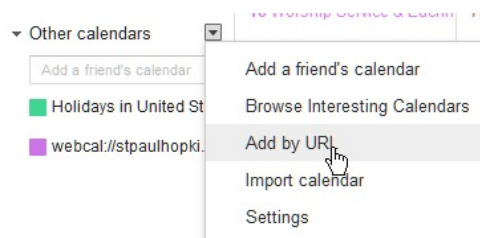
This partial screen capture displays the two predefined iCal urls. Right-click on the link you want and select the Copy Link Location as illustrated



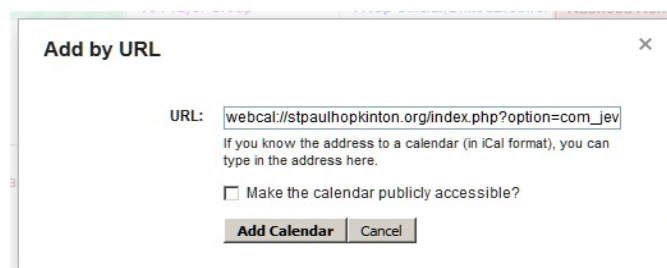
The Church Services, Special Events & Community Events only url will integrate **ONLY** the events that filter onto our main page. This will leave out mundane schedule items such as church cleaning.

The other link, Subscribe All..., will link all calendar entries that are displayed when you view the Home->Events->Calendar

Login to your Google calendar



Select the other calendar drop-down and pick Add by URL



Paste the URL link you copied from the St. Paul website

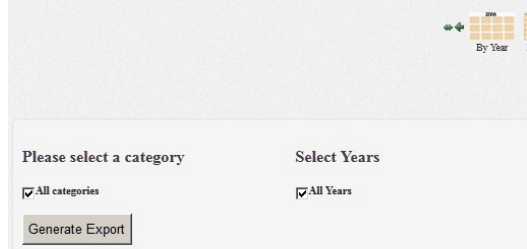
Method 2: Define your own

Website navigation

Home—>Events—>iCal Export

This partial screen capture displays the default selection criteria to create your own iCal link. Taking the default will export ALL St. Paul calendar events; The same url as our Subscribe All... predefined link displayed in Method 1.

Generate Your Own Custom Subscription Link



Please select a category

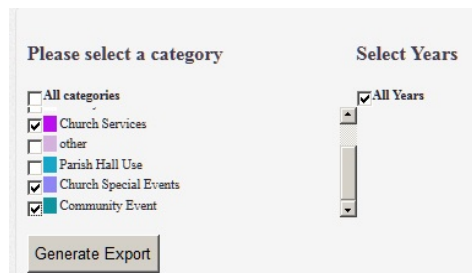
All categories

Generate Export

Select Years

All Years

Uncheck the All Categories to enable selection of event categories to filter what events you wish to integrate into your calendar



Please select a category

All categories

Church Services

other

Parish Hall Use

Church Special Events

Community Event

Generate Export

Select Years

All Years

This selection set will create the same URL described in Method 1 to link only events we display on our main website page.

Click the Generate Export



Generated Export Options:

Public Events

[Click here to download the event calendar](#)

Add to Google Calendar

Please select a category

All categories

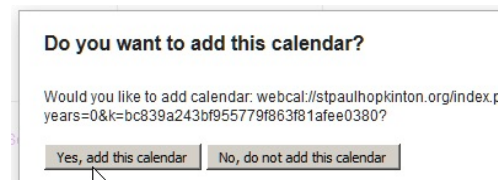
Generate Export

Select Years

All Years

Do Not Click the download link. See website for explanation.

Click the Add to Google Calendar button. This should take you directly into your Google calendar with a confirmation popup



Do you want to add this calendar?

Would you like to add calendar: <webcal://stpaulhopkinton.org/index.pyears=0&k=bc839a243bf955779f863f81afee0380?>